

WE NEED DIVERSE CHILDREN'S BOOKS:

How To Ensure That Your Community Is Represented On Your Shelves

Marissa Blankinship
Roanoke Public Libraries



What Is Representation?

- Diversity: Having a composition of different elements.
 - Includes coming from different cultures and experiences
 - Latin Root is Diversus: *Separate, opposite, different*
- Representation: Acknowledging the presence of various groups and working to ensure that they all have an equal voice. Making sure that everyone has a seat at the table.

Why Does Representation Matter?

“Books transmit values. They explore our common humanity. What is the message when some children are not represented in those books?...Where are the future white loan officers and future white politicians going to get their knowledge of people of color? Where are black children going to get a sense of who they are and what they can be?”

–Walter Dean Myers, *New York Times*, March 15, 2014

Diversity in Children's Books 2015

Percentages of books depicting characters from diverse backgrounds. Based on the 2015 publishing statistics compiled by the Cooperative Children's Book Center, School of Education, University of Wisconsin-Madison: ccbc.education.wisc.edu/books/pcstats.asp



0.9%
American
Indians/
First Nations

2.4%
Latinx

3.3%
Asian Pacifics/
Asian Pacific
Americans

7.6%
African/
African
Americans

12.5%*
Animals, Trucks, etc.

73.3%**
White

Illustration by David Huyck, in consultation with Sarah Park Dahlen & Molly Beth Griffin
Released under a Creative Commons BY-NC-SA license: <https://creativecommons.org/licenses/by-nc-sa/4.0/>

* About a quarter of the total children's books published in 2015 were picture books, and about half of those depict non-human characters, like animals & trucks.

** The remainder depict white characters.

Let's Compare: U.S. Edition

Children's Books

Diversity in Children's Books 2015

Percentages of books depicting characters from diverse backgrounds. Based on the 2015 publishing statistics compiled by the Cooperative Children's Book Center, School of Education, University of Wisconsin-Madison. ccbc.education.wisc.edu/books/pcstats.asp



0.9%	2.4%	3.3%	7.6%	12.5%*	73.3%**
American Indians/ First Nations	Latinx	Asian Pacifics/ Asian Pacific Americans	African/ African Americans	Animals, Trucks, etc.	White

Illustration by David Huyck; in consultation with Sarah Park Dahlen & Molly Beth Griffin
Released under a Creative Commons BY-NC-SA license: <https://creativecommons.org/licenses/by-nc-sa/4.0/>

* About a quarter of the total children's books published in 2015 were picture books, and about half of those depict non-human characters, like animals & trucks.

** The remainder depict white characters.

The U.S. Population: 323 Million

- Native American: 1.3%
- Hispanic/Latino: 17.8%
- Asian Pacific: 5.9%
- African-American: 13.3%
- White Alone: 61.3%
- Two Or More Races: 2.6%

Census Data:

<https://www.census.gov/quickfacts/fact/table/US/PST045216>

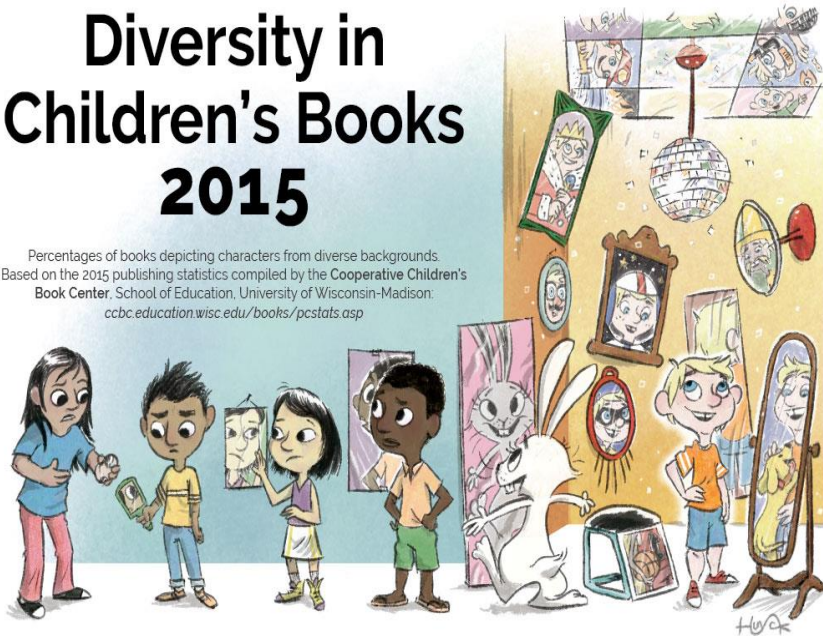
Let's Compare: Virginia Edition

Children's Books

Virginia's Population: 8.4 Million

Diversity in Children's Books 2015

Percentages of books depicting characters from diverse backgrounds. Based on the 2015 publishing statistics compiled by the Cooperative Children's Book Center, School of Education, University of Wisconsin-Madison: ccbcc.education.wisc.edu/books/pcstats.asp



0.9%	2.4%	3.3%	7.6%	12.5%*	73.3%**
American Indians/ First Nations	Latinx	Asian Pacifics/ Asian Pacific Americans	African/ African Americans	Animals, Trucks, etc.	White

Illustration by David Huyck, in consultation with Sarah Park Dahlen & Molly Beth Griffin. Released under a Creative Commons BY-NC-SA license: <https://creativecommons.org/licenses/by-nc-sa/4.0/>

* About a quarter of the total children's books published in 2015 were picture books, and about half of those depict non-human characters, like animals & trucks.

** The remainder depict white characters.

- Native American: 0.5%
- Hispanic/Latino: 9.1%
- Asian Pacific: 6.7%
- African-American: 19.8%
- White Alone: 70.0%
- Two Or More Races: 2.9%

Data Source: <https://www.census.gov/quickfacts/VA>

What You Can Do

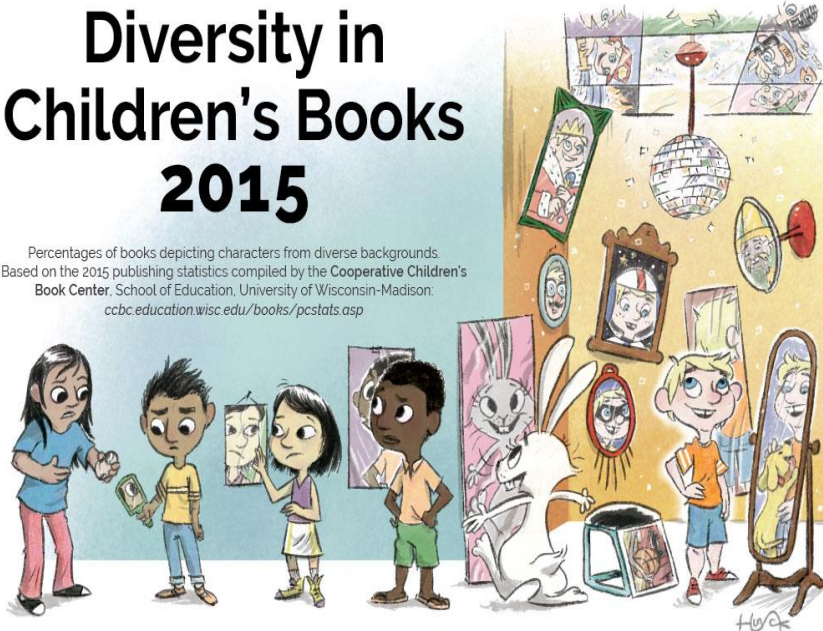
- Understand your community's population and needs
- Work to ensure that your collection represents your community
- Ensure that your displays also reflect that diversity
- Encourage your patrons of all ages to read books by and about people from different cultures

Know Your Community

Children's Literature

Diversity in Children's Books 2015

Percentages of books depicting characters from diverse backgrounds. Based on the 2015 publishing statistics compiled by the Cooperative Children's Book Center, School of Education, University of Wisconsin-Madison: ccbc.education.wisc.edu/books/pcstats.asp



0.9%	2.4%	3.3%	7.6%	12.5%*	73.3%**
American Indians/ First Nations	Latinx	Asian Pacifics/ Asian Pacific Americans	African/ African Americans	Animals, Trucks, etc.	White

Illustration by David Huyck, in consultation with Sarah Park Dahlen & Molly Beth Griffin
Released under a Creative Commons BY-NC-SA license: <https://creativecommons.org/licenses/by-nc-sa/4.0/>

* About a quarter of the total children's books published in 2015 were picture books, and about half of those depict non-human characters, like animals & trucks.

** The remainder depict white characters.

Roanoke's Population: 100,000

- Native American: 0.4%
- Hispanic/Latino: 6.2%
- Asian Pacific: 3.1%
- African-American: 29.6%
- White Alone: 59.0%
- Two Or More Races: 2.9%

Data Source:

<https://www.census.gov/quickfacts/fact/table/roanokecityvirginiacounty/PST045>

Demographics Research Tips

- Start: The U.S. Census Bureau:
https://factfinder.census.gov/faces/nav/jsf/pages/community_facts.xhtml
- Info on ESOL: Your school district
- Your municipality's website may have a demographics page



AMERICAN FactFinder



MAIN

COMMUNITY FACTS

GUIDED SEARCH

ADVANCED SEARCH

DOWNLOAD CENTER

Community Facts - Find popular facts (population, income, etc.) and frequently requested data about your community.



Enter a state, county, city, town, or zip code:

GO

Population

Age

Business and Industry

Education

Governments

Housing

Income

Origins and Language

Poverty

Race and Hispanic Origin

Veterans

Show All

Roanoke city, Virginia

[We found more results for your geography search >>](#)

Population

Census 2010 Total Population

[Bookmark/Save](#) | [Print](#)

97,032 Source: 2010 Demographic Profile

Popular tables for this geography:

2010 Census

- [General Population and Housing Characteristics \(Population, Age, Sex, Race, Households and Housing, ...\)](#)
- [Race and Hispanic or Latino Origin](#)
- [Hispanic or Latino by Type \(Mexican, Puerto Rican, ...\)](#)
- [Households and Families \(Relationships, Children, Household Size, ...\)](#)
- [Compare Cities and Towns for Population, Housing, Area, and Density](#)
- [Compare Census Tracts for Population, Housing, Area, and Density](#)

2015 American Community Survey

- [Demographic and Housing Estimates \(Age, Sex, Race, Households and Housing, ...\)](#)

2016 Population Estimates Program

- [Annual Population Estimates](#)

Census 2000

- [General Demographic Characteristics \(Population, Age, Sex, Race, Households and Housing, ...\)](#)
- [Compare Cities and Towns for Population, Housing, Area, and Density](#)

Geography: Roanoke city, Virginia ▼

32 of 32

Subject	Number	Percent
HISPANIC OR LATINO		
Total population	97,032	100.0
Hispanic or Latino (of any race)	5,345	5.5
Not Hispanic or Latino	91,687	94.5
HISPANIC OR LATINO BY TYPE		
Hispanic or Latino (of any race)	5,345	5.5
Mexican	2,273	2.3
Puerto Rican	601	0.6
Cuban	352	0.4
Dominican (Dominican Republic)	77	0.1
Central American (excludes Mexican)	1,333	1.4
Costa Rican	22	0.0
Guatemalan	139	0.1
Honduran	936	1.0
Nicaraguan	28	0.0
Panamanian	29	0.0
Salvadoran	166	0.2
Other Central American	13	0.0
South American	200	0.2
Argentinean	9	0.0
Bolivian	9	0.0
Chilean	8	0.0
Colombian	83	0.1
Ecuadorian	34	0.0
Paraguayan	2	0.0
Peruvian	33	0.0
Uruguayan	0	0.0
Venezuelan	21	0.0
Other South American	1	0.0

Roanoke city, Virginia

Foreign Born Population



[Bookmark/Save](#)



[Print](#)

7,066

Source: 2011-2015 American Community Survey 5-Year Estimates

Popular tables for this geography:

2015 American Community Survey

- [Selected Characteristics of the Native and Foreign-Born Populations \(Sex, Age, Race, Language, Income, Poverty, ...\)](#)
- [Language Spoken at Home \(Age, Citizens, ...\)](#)
- [Characteristics of People by Language Spoken at Home \(Age, Foreign Born, Citizenship, Poverty, Education, ...\)](#)
- [Selected Social Characteristics \(Household and Family Type, Disability, Citizenship, Ancestry, Language, ...\)](#)



Census 2000

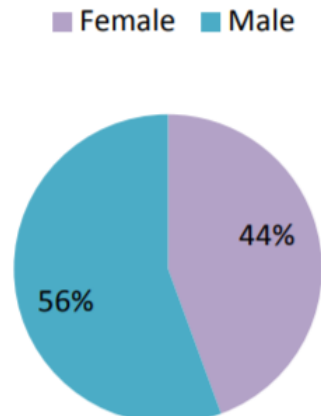
- [Selected Social Characteristics \(Household and Family Type, Disability, Citizenship, Ancestry, Language, ...\)](#)
- [Want more? Need help? Use Guided Search or visit Census.gov's Quick Facts.](#)

Virginia-Specific Resources

- UVA Weldon-Cooper Center Demographics Research Group: <http://demographics.coopercenter.org/>
- Virginia Department of Health: <http://www.vdh.virginia.gov/data/demographics/>
- Virginia DSS Refugee Resettlement Reports: http://www.dss.virginia.gov/geninfo/reports/community_partners/refugee.cgi

Refugee Data

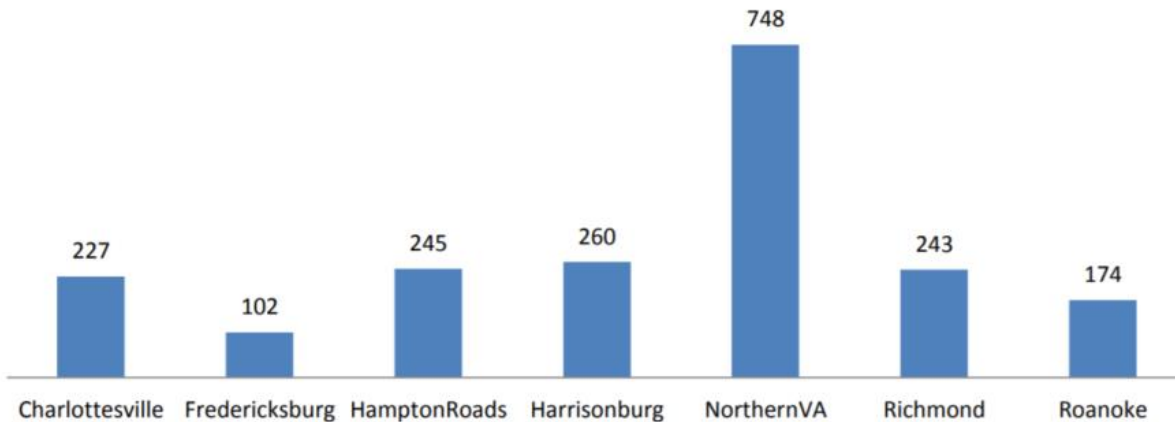
FFY 2013 Virginia Refugee Arrivals by Gender



FFY 2013 Refugee Arrivals- Top 15 Countries of Origin

Country	Arrivals
1 Iraq	634
2 Bhutan	229
3 Ethiopia	166
4 Afghanistan	159
5 Burma	139
6 Iran	99
7 Cuba	98
8 Sudan	91
9 Democratic Republic of Congo	76
10 Eritrea	70
11 Somalia	63
12 Colombia	37
13 Egypt	26
14 Pakistan	20
15 Ghana	8

FFY 2013 Virginia Refugee Arrivals by Resettlement Area



Collection Development Tools

- We Need Diverse Books Our Story App:
<http://www.diversebooks.org/ourstory/>
- First Book Stories for All: <https://www.firstbook.org/about-first-book/the-stories-for-all-project>
- Cooperative Children's Book Center:
<http://ccbc.education.wisc.edu/books/multicultural.asp>

Our Story Pro



FIND A BOOK WNDP PRESENTS PERKS ORDERS RESULTS

LOGOUT



WHAT IDENTITIES & EXPERIENCES ARE YOU INTERESTED IN?



Disability



Diverse family
structure



LGBTQIA+



Mental illness




Racial / Ethnic
Identity



Religious identity



Socioeconomic
status



I R D


SIGN UP HERE: A STORY ABOUT FRIENDSHIP

Kathryn Cole

Publisher Summary:

When Dee-Dee finds herself excluded from various activities and clubs by the other kids, she and her teacher come up with a plan to show what good friends are and how they should treat each other.

[...More](#)



I R D

LOTUS AND FEATHER

Ji-li Jiang

Publisher Summary:

A winter illness left Lotus, a little girl, without a voice and without friends. A hunter's bullet left Feather, a crane, injured and unable to fly. As Lotus nurses Feather back to health, their bond grows.

[...More](#)

Additional Resources

- WNDB Book Lists: <http://weneeddiversebooks.org/where-to-find-diverse-books/>
- Reading Rockets Book Finder: <http://www.readingrockets.org/bookfinder>
- First Book Needs Index--Coming Soon: www.firstbook.org
- <https://psmag.com/news/diversity-is-losing-its-meaning-what-should-we-say-instead>

Evaluate This Session!

Evaluation Link: tinyurl.com/th2017vla

Contact Me!

Marissa Blankinship

marissa.blankinship@roanokeva.gov

(540) 853-5842

Facebook, Twitter, Instagram: Star City Reads